北関東・甲信

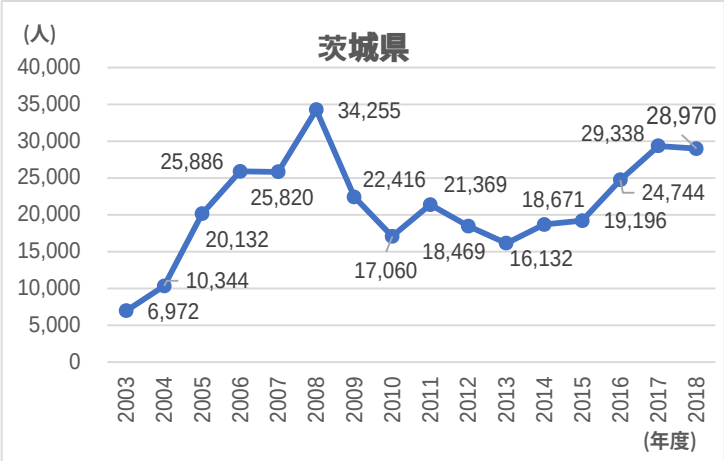
茨城県
(人)
40,000
35,000
30,000
25,000
20,000
15,000
10,000
5,000
0
6,972
10,344
20,132
25,886
25,820
34,255
22,416
17,060
21,369
18,469
16,132
18,671
19,196
29,338
28,970
24,744
2003 2004 2005 2006 2007 2008 2009 2010 2011 2012 2013 2014 2015 2016 2017 2018
(年度)

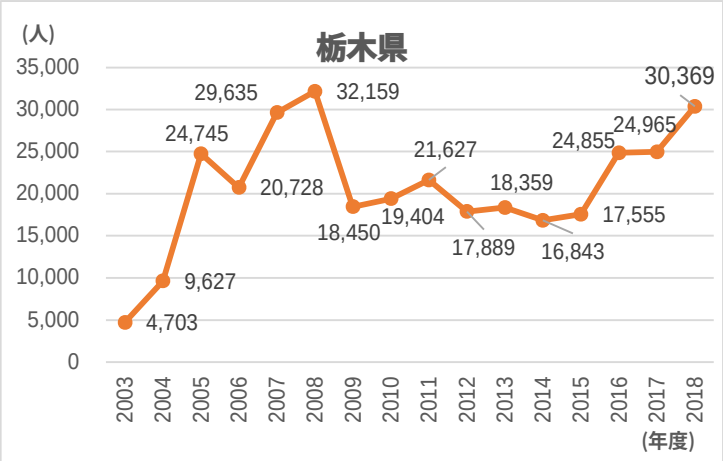
栃木県
(人)
35,000
30,000
25,000
20,000
15,000
10,000
5,000
0
4,703
9,627
24,745
29,635
20,728
32,159
18,450
19,404
21,627
17,889
18,359
16,843
24,855
17,555
24,965
30,369
2003 2004 2005 2006 2007 2008 2009 2010 2011 2012 2013 2014 2015 2016 2017 2018
(年度)

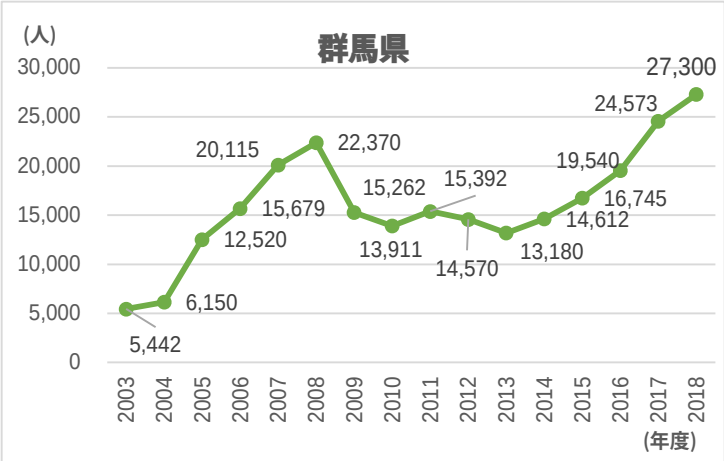
群馬県
(人)
30,000
25,000
20,000
15,000
10,000
5,000
0
5,442
6,150
12,520
20,115
15,679
22,370
15,262
13,911
15,392
14,570
13,180
19,540
14,612
16,745
24,573
27,300
2003 2004 2005 2006 2007 2008 2009 2010 2011 2012 2013 2014 2015 2016 2017 2018
(年度)

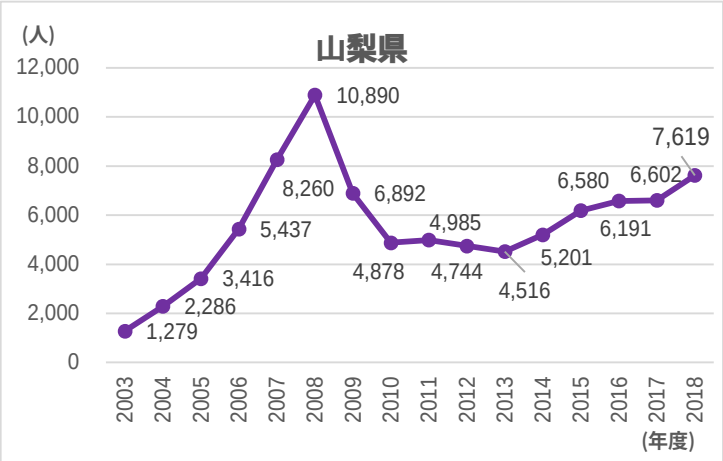
山梨県
(人)
12,000
10,000
8,000
6,000
4,000
2,000
0
1,279
2,286
3,416
5,437
8,260
10,890
6,892
4,878
4,985
4,744
4,516
5,201
6,580
6,191
6,602
7,619
2003 2004 2005 2006 2007 2008 2009 2010 2011 2012 2013 2014 2015 2016 2017 2018
(年度)

長野県
(人)
30,000
25,000
20,000
15,000
10,000
5,000
0
6,760
9,203
13,540
16,630
24,227
23,963
16,487
13,356
13,368
11,587
9,636
10,498
15,660
13,797
16,210
18,253
2003 2004 2005 2006 2007 2008 2009 2010 2011 2012 2013 2014 2015 2016 2017 2018
(年度)